

## PRE-RIDE CHECK

- Make sure the brakes don't stick. Check the brake levers by squeezing them toward the handlebar and then letting it go. They should come right back to where they were before you squeezed. If they go back slowly or stay on, your brakes are sticking.

### CAUTION

If you have sticky brakes, do not start the engine. You could get hurt if you ride when you have sticky brakes. Have an adult or your dealer fix the sticky brakes.

- If you have used the storage area under the seat, make sure the seat is locked and in place.

## PRE-RIDE CHECK

- Have an adult check the gas level to see if your ATV needs more. **Children should never add their own gasoline.** This should always be done by an adult.

### CAUTION

Always have an adult put gas in your machine.

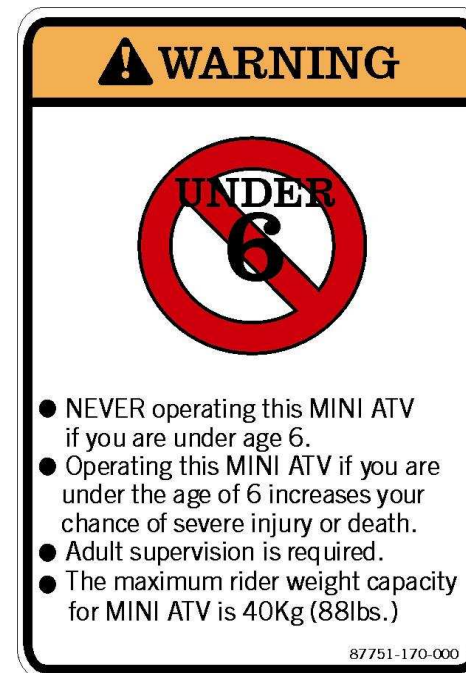
- Have an adult check the engine oil level when the engine is cold. The engine is very hot after it has been running. It could burn you. Children should never check the oil on their own. An adult should be in charge of keeping the gas and oil levels to the full marks.

## GENERAL SAFETY AND DESCRIPTION LABELS

DECALS-WARNING



DECALS-WARNING



## GENERAL SAFETY AND DESCRIPTION LABELS

DECALS-WARNING



DECALS-WARNING



## OPERATION WARNINGS



### **POTENTIAL HAZARD**

Operating this ATV without proper instruction.

### **WHAT CAN HAPPEN**

The risk of an accident is greatly increased if the operator does not know how to operate the ATV properly in different situations and on different types of terrain.


### **HOW TO AVOID THE HAZARD**

Beginning and inexperienced operators should complete the certified training course. They should then regularly practice the skills learned in the course and the operating techniques described in the Owner's Manual.

For more information about the training course, contact an authorized ATV dealer.

## OPERATION WARNINGS

### **WARNING**



#### **POTENTIAL HAZARD**

Carrying a passenger on this ATV.

#### **WHAT CAN HAPPEN**

Greatly reduces your ability to balance and control this ATV.


Could cause an accident, resulting in harm to you and/or your passenger.

#### **HOW TO AVOID THE HAZARD**

Never carry a passenger. The long seat is allow the operator to shift position as needed during operation. It is not for carrying passengers.

## OPERATION WARNINGS

### **WARNING**



#### **POTENTIAL HAZARD**

Operation this ATV on paved surface.

#### **WHAT CAN HAPPEN**


The ATV's tires are designed for off-road use only, not for use on pavement. Paved surfaces may seriously affect handling and control of the ATV, and may cause the vehicle to go out of control.

#### **HOW TO AVOID THE HAZARD**

Never operate the ATV on any paved surfaces, including sidewalks, driveways, parking lots and streets.

## OPERATION WARNINGS

### **WARNING**



#### **POTENTIAL HAZARD**

Operating this ATV on public streets, roads or highways.

#### **WHAT CAN HAPPEN**

You can collide with another vehicle.

#### **HOW TO AVOID THE HAZARD**

Never operate this ATV on any public street, road or highway, even a dirt or gravel one. In many states it is illegal to operate ATVs on public streets, roads and highways.